


# Double band omnidirectional mobile antenna with GPS

LP 903-18-G


870 – 960 MHz, 1710 – 1880 MHz

## Specifications:

Type	: 1/4
Frequency range	: 870 - 960 MHz
	: 1710 - 1880 MHz
Input impedance	: 50 ohm
V.S.W.R.	: < 1:1.5
Maximum rated RF power	: 25 watt for 400 MHz
Polarization	: Vertical
Gain	: 2.15 dBi 900 MHz
	: 4 dBi 1800 MHz
Type of connection - UHF	: N female or N female 90°
Type of connection - GPS	: SMA female with cable
Mounting hole	: In conformity with FEDERTRASPORTI 00104/5
Body treatment	: Alodine 1200
Working temperature	: From -35° to +80°
Dimensions	: 160 x 104 mm
Net weight	: abt. 800 g

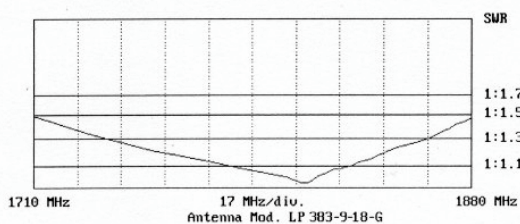
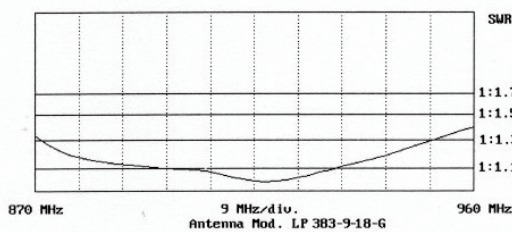
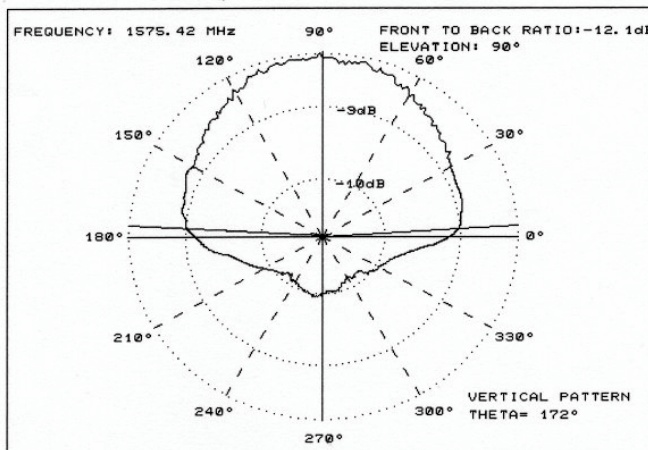


LP 903-18-G-N90



LP 903-18-G-N

### GPS RADIATION PATTERN



### GPS ANTENNA SPECIFICATION

Type	: Planar patch
Frequency range	: 1575.42 MHz
Polarization	: Right - circular
Input impedance	: 50 ohm
V.S.W.R.	: < 1:1.5
Gain	: +4.5 dBic zenit
Beamwidth -3 dB	: 172°

### GPS AMPLIFIER SPECIFICATION

Type	: A FIL 27
Voltage	: 5 V dc
Current	: 20 mA
Typical Gain	: 27 dB
Noise figure	: < 1:1.5 dB
Input impedance	: 50 ohm
Input V.S.W.R.	: < 1:2
Output V.S.W.R.	: < 1:1.5
Reverse isolation	: > 48 dB
Output compr. point	: 1 dBm



Walter Krenn  
Hochfrequenztechnik GmbH

Simmeringer Hauptstraße 421  
1110 Wien, Austria

Tel.: +43-1-748 7117/0  
Fax.: +43-1-748 7117/90