

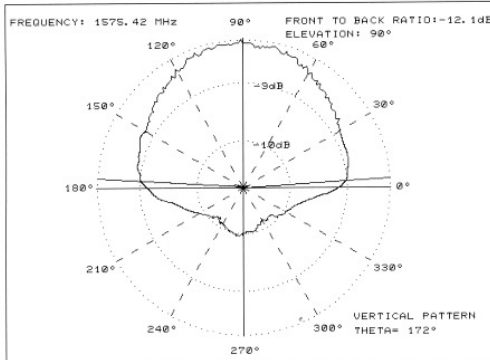
Omnidirectional mobile antenna

440 – 470 MHz, 870 – 960 MHz

TRGLD

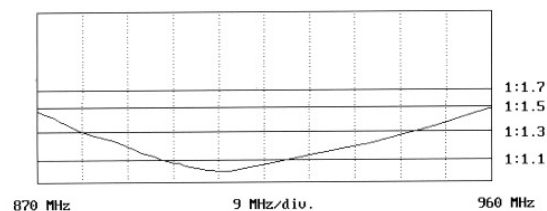
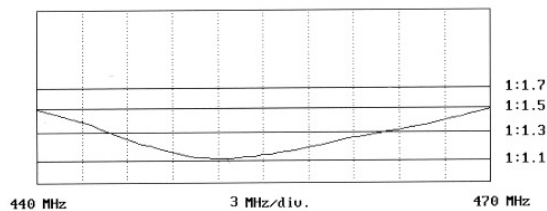
Specifications:

MODEL	: TRGLD (Two band RTX)
TYPE	: $1/4 \lambda$
FREQUENCY	: 440 - 470 MHz & 870 - 960 MHz
NOMINAL IMPEDANCE	: 50 ohm
SWR	: < 1:1.5
GAIN	: 0 dBd
POLARISATION	: Vertical
MAX POWER	: 30 watt
LIGHTNING PROTECTION	: In conformity with IG.TL/SNCF
CONNECTOR	: N female
GPS CONNECTOR	: TNC female
MOUNTING	: On a conductive surface (minimum 500 x 500 mm)
MOUNTING HOLES	: See detailed plan
RADOME	: U.V. polycarbonate, grey/azure
BODY TREATMENT	: ALODINE 1200 in conformity with UNI 4719, MIL-C-5541
CONNECTOR TREATMENT	: Silver plated in conformity with UNI 4179, 4521, MIL-C-14550 B
TEMPERATURE	: From - 35°C to + 80°C
WEIGHT	: Abt. 0.5 k.g
DIMENSIONS	: 157 x 145 x 80 mm



GPS ANTENNA SPECIFICATIONS

Type	: Planar patch
Frequency	: 1575.42 MHz
Band width	: ± 10 MHz
Polarization	: Right hand circular
Impedance	: 50 ohm nominal
SWR	: < 1:1.5
Gain	: + 4.5 dBic zenit
Beam width -3 dB	: 172°



GPS AMPLIFIER SPECIFICATIONS

Type	: A FIL 27
Voltage	: 5 V dc
Current	: 20 mA
Typical gain	: 27 dB
Noise figure	: < 1.15 dB
Impedance	: 50 ohm
Input SWR	: < 1 :2
Output SWR	: < 1:1.5
Reverse isolation	: > 48 dB
Output 1 dB compression point	: 1 dBm
Input third order intercept point	: -14 dBm