
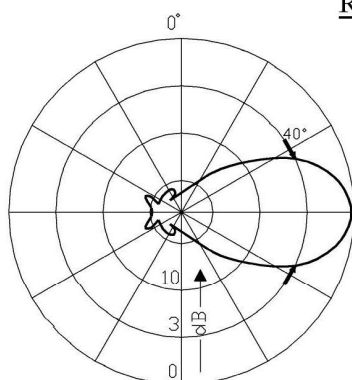
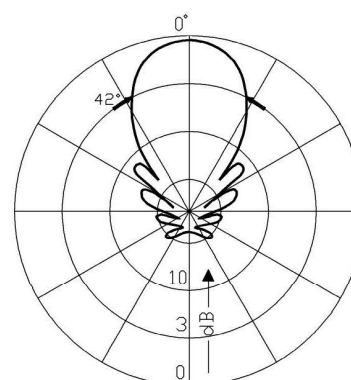
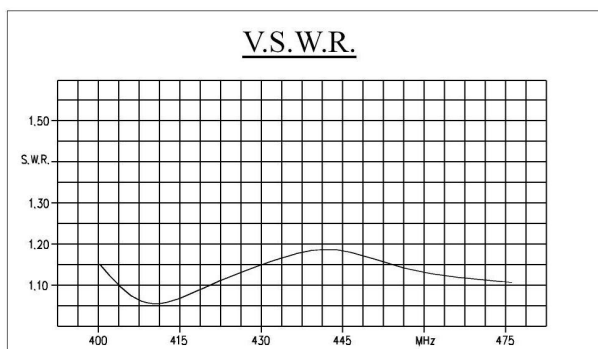


12 Elements Yagi Antenna

400 – 470 MHz

T-DY12.400-470TECHNICAL SPECIFICATIONS

Elements number:	12
Impedance (Ohms):	50
Frequency range:	400 ÷ 470 MHz
V.S.W.R.:	less than 1.5
Beamwidth -3 dB:	See "RADIATION CURVE"
Polarization:	Vertical or Horizontal
Connector:	N-female
Front to Back ratio:	more than 22 dB
Mounting:	on masts from 33 to 60 mm diam.
Gain (dBi):	13
Max power (W):	150
Wind resistance:	160 Km/h
Temperature (°C):	-40° - +85°
Dimensions (mm):	360 x 1815
Net weight (g):	3900
Material	
Boom:	Aluminium alloy EN AW-6082
Elements:	Aluminium alloy EN AW-6060
Screws and nuts:	Stainless steel
Treatment:	Phospho-chromium plating (in specification RoHS)

RADIATION PATTERNE-PLANEH-PLANEV.S.W.R.

Walter Krenn
Hochfrequenztechnik GmbH

Simmeringer Hauptstraße 421
1110 Wien, Austria

Tel.: +43-1-748 7117/0

Fax.: +43-1-748 7117/90